



Storey-high element with a fixed sidelight and Top light.
Door model: Lightline 1 LA (lock side), white lacquer. More sidelight elements are available up from page 126.



If you want to let lots of light into your rooms or are looking for an alternative to full-glass doors, you are in the right place! The white lacquer surface provides plenty of scope for the addition of glass.

White Lacquer

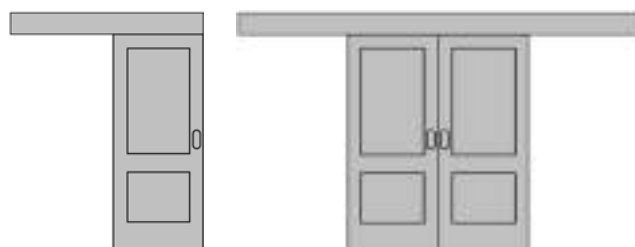
Creating more space and the maximum use of this space are becoming increasingly important for us. This is why sliding-doors which either “disappear into the wall” or run along in front of it provide an obvious solution!

The use of sliding-doors becomes even more attractive if you can find the right one to suit your personal taste from our wide range of models and styles. Of course sliding-doors also simply invite the use of glass! Look at the examples of Luana on the right. Nice, isn't it?

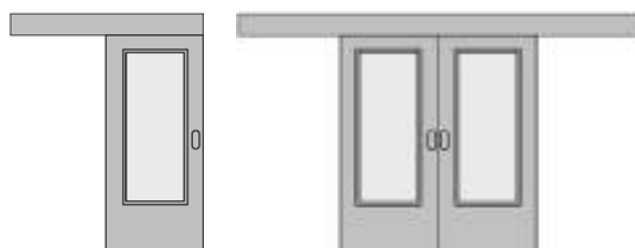
Sliding-door running inside the wall, available with handle bar or shell handle, door model: Luana 1 white lacquer 9010.



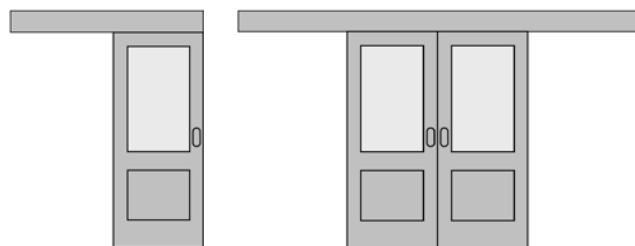
Single or double-leaf sliding-doors.



These are available with light openings in different models and with various types of glass to suit your taste. You can find the different types of glass in this catalogue up from page 134.



Of course these can also be used for Style and Design doors, with or without light openings.



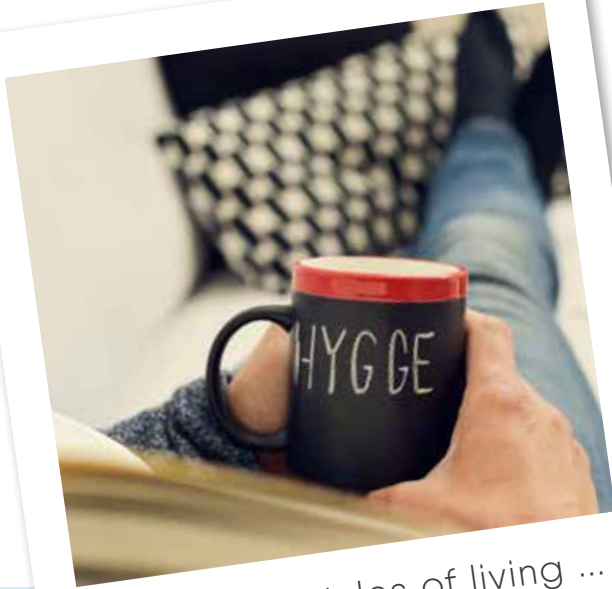
Sliding-door systems



The wooden sliding-door system 2011 running in front of the wall, available with handle bar or shell handle (see page 124), door model: Luana 1 white lacquer 9010.

Choose the wood alternative!


Robust CPL and decor doors



For natural styles of living ...



Thanks to our wide range of surface designs, our CPL doors go wonderfully well with modern or natural living rooms.



... or modern Looks



Completely according to your taste



Decorative CPL doors

Varied and hard-wearing

LEBOLIT (CPL) is a multi-layered laminate, made of decor papers which have been impregnated with melamine resin, artificial resin or protective lacquers. Its construction is comparable with that of laminate floors and kitchen worktop surfaces and it is therefore ideally suited to areas which undergo a lot of hard wear.

LEBOLIT doors from LEBO suit every style of living thanks to our great range of decors and colours. Discover it for yourself!



Plain element, Lebolit PREMIUM Nordic Cross Oak, single leaf, RR frame, hinges V4426 WF

CPL doors





Lebolit PREMIUM
Aland Pine Polar



Lebolit PREMIUM
Aland Pine Polar Cross



Lebolit
White Ash



Lebolit PREMIUM
Nordic Oak

Lebolit PREMIUM
Nordic Oak Cross

Light, cool wood finishes with a white strip are not only highly fashionable, but they also combine the homely character of wood with an elegant and discreet look. With Aland Pine Polar, an alternative to the mega-trend white has been created, as it is an almost white decor with wood texture, in which the topics of colour and nature are united. This surface combines very well with other light-coloured wood looks or with neutral to pastel-colour plain decors.

The Nordic Oak surface picks up the Scandinavian design trend: light-coloured, cool wood looks, which are excellent partners for other Nordic wood species such as spruce or pine, and harmonise with light-coloured and neutral colours such as grey, white or beige. An individual eyecatcher or targeted accents in dark grey, black or dark blue make the look even more interesting.

CPL doors



Lebolit PREMIUM
Oak Vintage



Lebolit PREMIUM
Oak Vintage Cross



Lebolit PREMIUM
Oak Raw Effect



Lebolit PREMIUM
Oak Raw Effect Cross



Lebolit NATURE
Oak Anthracite



Lebolit NATURE
Oak Anthracite Cross



Lebolit PREMIUM
Cherry Romana



Lebolit PREMIUM
Cherry Romana Cross

The Oak Vintage décor follows the trend of distinct authenticity with its knots and prominent cracks. This décor is also very attractive as Cross, as here the visual naturalness of the décor is intensified even further.

Plain & Cross



Lebolit NATURE
Larch Limed



Lebolit NATURE
Larch Limed Cross



Lebolit NATURE
Walnut



Lebolit NATURE
Walnut Cross



Lebolit NATURE
Oak Sonoma



Lebolit
Maple



Lebolit
Beech



Features

Only for Lebolit



Plain CPL doors are really easy to enhance by combining them with a stabiliser, a three-part hinge or a low-noise latch - without significantly increasing the price!

CPL doors



Lebolit
White 9016



Lebolit
White 9010



Lebolit
Pearl White



Lebolit
Pearl Grey



Lebolit
Silver Grey



Uni Uni Uni

Our CPL uni surfaces are both really easy to clean and very robust. They easily take the wear of everyday use. Thanks to our large range of neutral colours, combining these with other features of your home is child's play!



Plain Element, Lebolit NATURE Oak Anthracite, single leaf, Frame RR, Hinges V4426 WF



CPL doors



Luana Metal 1
Lebolit NATURE Larch Limed Cross



Luana Metal 4
Lebolit NATURE Oak Anthracite



Luana Metal 6
Lebolit NATURE Walnut




Luana Metal 8
Lebolit NATURE Larch Limed



Luana Metal 18
Lebolit NATURE Walnut Cross





Luana Metal 1, Lebolit NATURE Oak Anthracite, single-leaf flush-optic, Frame RE, Hinges TE 240

Accessories

The "Luana Metaopt" and "Luana Metal" designs impress with their metal-coloured inlays or their high quality, brushed pilaster strips in stainless steel look. They can also be used in combination with our white or colour lacquered surfaces to create a really modern look. Find out more on pages 52-53.




Metaopt (White Lacquer)



Metal (Lebolit NATURE)

CPL doors



Luana Metaopt 1
Lebolit Maple



Luana Metaopt 8
Lebolit NATURE Oak Sonoma

Metaopt

The "Luana Metaopt" design impresses with its metal-coloured inlays and It can also be used in combination with our CPL surfaces to create an exciting and modern contrast.





Luana Metaopt 4
Lebolit Beech



Luana Metaopt 5
Lebolit NATURE Oak Anthracite



Luana Metaopt 6
Lebolit White 9010



Luana Metaopt 7
Lebolit PREMIUM Cherry Romana

Accessories

The "Luana Metaopt" and "Luana Metal" designs impress with their metal-coloured inlays or their high quality, brushed pilaster strips in stainless steel look. They can also be used in combination with our white lacquered surfaces to create a really modern look. Find out more on pages 52-53.



Metaopt (White Lacquer)



Metal (Lebolit NATURE)

CPL doors



Gropius 1
Lebolit PREMIUM Aland Pine
Polar



Gropius 2
Lebolit NATURE Walnut Cross
Polar

ROOTS
This door
fits!




Gropius 5
Lebolit NATURE Oak Anthracite



You can find more
glass doors up
from page 134.

Our recommended glass for this...



Clear glass



Satinato



Gropius 1, Lebolit PREMIUM Aland Pine Polar, single leaf, Frame RRAD, Hinges V4426 WF

This special series of designs is available in five models in the style of the famous architect Walter Gropius, one of the founders of the modern architectural style.



CPL sliding-door system



Gain more space!




Say goodbye to problem zones in your house!

With the LEBO sliding-door systems you can make the best use of small rooms

Sliding doors have the clear advantage over swing doors that they do not need any space for the door to swing open. They are therefore miraculous space savers.




According to the particular design, they either fit neatly into the wall or, as with our FIT systems, they run along in front of an existing wall.



Modern feel



The upper guide tracks can be fitted onto the ceiling or onto a wall.



Optimised use of space