

Your door. Your colour.

The lacquer collection




Mixture Brown Grey, single leaf, Alu Metallized Frame RR

Lacquer collection

Real design classics

The lacquered doors from LEBO bring restrained elegance into your living room. Their timeless designs harmonise equally well with modern and classic furnishing styles.

With their easy-care surfaces and varied light openings, you can use our products to create personalised rooms in your own style! Thanks to the wide range of designs, impressive handles and fittings you can fulfil all your wishes about the way you want to live at home!




Harmonious colour concepts



Make your rooms inviting places with pleasant colours and the right decorations! The lacquered doors from LEBO are perfect for this!



Or place accents in your own personal style!



or accents

White & coloured lacquer doors



LA 16/40



LA Vario S



LA Vario M



LA Vario B



LA 16/20



LA 1 S




LA 1M



LA 1B

Our recommended glass for this...



Clear glass



Satinato

Models with light openings



4 LA



4 LA S



4 LA M



4 LA B



LA top



3 LA



Pave




Positive

You can find more glass doors from page 134.

White & coloured lacquer doors

Whether you prefer an expressive yellow or gentle powdery pastel shades: It is easy to transform the appearance of your room by adding some beautiful colours. Door elements in white, cream and grey tones are the ideal partners for today's fashionable colours.



Striking coloured accents




Natural fashionable colours



To create a harmonious overall effect it is also important to ensure that the different shades of white harmonise with one another, e.g. In plug sockets, light switches and window frames.

Door elements in RAL 9010 go well with a warmer shade of white. If you prefer a gleaming cool white then RAL 9016 is the right choice for you!



Atmosphere of well-being

Lacquer & Colour shades as per RAL colour card



White Lacquer 9016

White Lacquer 9010



Lacquer as per RAL 1013



Lacquer as per RAL 7044




Lacquer as per RAL 7047



Lacquer as per RAL 7030

By the way, you can also get a variety of door fittings in RAL or NCS-coloured lacquers for many of the doors in our Style and Designer series. What are you waiting for? - Make your world colourful!




White & coloured lacquer doors

This fits! –
Find the right accessories!



Mixture Anthracite with Aluminium frame



Mixture Anthracite with Mixture frame



Gitter particles



Mixture Anthracite



Mixture Brown Grey




Mixture Olive Grey



Mixture Quartz Grey

Metal look

Your coloured lacquer door is given a particularly special and modern additional finish in the Mixture collection: small Glitter particles give the surface a restrained iridescent sheen and metallic look, which perfectly reflects the modern lifestyle, both in combination with an aluminium frame as well as with a matching lacquered frame.





White & coloured lacquer doors

Made especially for you

Custom-tailored for you – this is the effect of the doors in the „custom-milled“ range. We can realise your personal wishes by providing individual milling on the surfaces and then applying several coats of lacquer in an elaborate spraying process.

Whether for storage, or for living rooms; names, logos and icons can be milled onto the door leaf. This provides a higher quality solution than the one offered by plates or self-adhesive labels.

A wide variety of possible uses.

Custom-milled doors are ideally suited for use as “signposts.” There is now no need to use less attractive signs or stickers! Here are some suggestions:



Private

Treatment room

Wheelchair

Conference room

Be creative and design a door yourself!

- Send us the motif you would like to use as a vectorised .dxf file.
- Please make sure you observe the copyright of any image file you send us. This means that you must not send pictures belonging to anyone else without the owner's express permission.
- Check the sketch which you receive from us and your door will go into production as soon as you have approved it.



Hotel room numbers




Toilet



WC Icon



WC



White Lacquer



Cottage 10

Cottage 20

Cottage 31

Cottage 40

VINTAGE
This door
fits!

This fits! –
Find the right accessories!



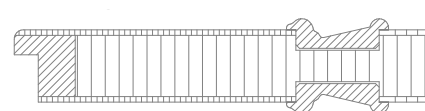
Put your door in the limelight: our RP09 frame



Hinges V 4426 WFZK golden



Handles from your retailer





Cottage 31, White Lacquer 9010, double-leaf, Frame RE, Hinges V4426 WF Soft



This classic design combines timeless elegance with a very attractive look. The Cottage series is distinguished by its combination of inlay framework battens and its millings. The multi-coated lacquering creates a really impressive surface quality.

Incidentally, a double-leaf door is not just a valuable eye-catcher but also provides an excellent solution for wall openings which are not of the normal size as the door leaves can be chosen in different sizes.

White Lacquer

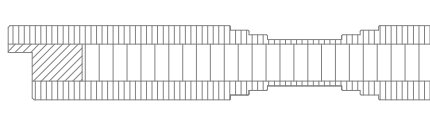


Finesse 31, Lacquer as per RAL 7047, single leaf, Frame RR incl. V-groove, Hinges V4426 WF Soft

“Classic goes 21st century“.

The lines are straight and yet tension is created through the interplay of light and shade on the milling profile.

The hand lacquering of the surfaces is really impressive. With our extensive range of models and light openings, we are always trying to leave no wish unfulfilled.





Finesse 10



Finesse 20



Finesse 22



Finesse 31



Finesse 32



Finesse 40



Finesse 41



Finesse 20 LA

TIMELESS
This door
fits!

The special thing about it is

that the two-stage profile of the divisions is taken up again in the glazing beads, thus creating a particularly noble and harmonious ensemble.



Love is hidden in the details.

White Lacquer



Copenhagen 10



Copenhagen 20



Copenhagen 32



Copenhagen 33



Copenhagen 40



Copenhagen 41



More light openings:



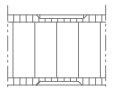
10 1 LA 20 1 LA 31 2 LA 32 1 LA 32 2 LA 32 3 LA 40 1 LA 40 2 LA 41 1 LA 41 3 LA



Harmonious: RP 17 frame



Copenhagen 31, White Lacquer 9010, single leaf, Frame RP 17, Hinges V4426 WF



Copenhagen series - life in the Nordic country house style

The Nordic style is characterised by light and natural colours, coupled with unpretentious design and clear shapes. This ambience fulfils your need for a light and pleasant mood. The Copenhagen series fits perfectly into this furnishing: the wide milling has clear lines, the plain design is nevertheless homely.

The particular **advantages:**

- ✓ Available in White Lacquer 9010, 9016, and RAL/NCS
- ✓ Particularly harmonious in combination with the RP17 frame
- ✓ Lush, multi-coat lacquering
- ✓ Discreet 25mm milling
- ✓ Attractive value for money offer for country house doors



White Lacquer



Classic 10



Classic 20



Classic 22



Classic 32, LA



Classic 40



This fits! –
Find the right accessories!

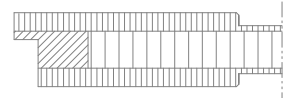
The frame, with its squared jamb, squared 60 mm-wide architrave and a V-groove, has a high value lacquered finish, is easy to install and fits perfectly with your new Classic door.



This fits: the RR frame with V-groove



Classic 32, Lacquer as per RAL 240 8010, single leaf, Frame RR incl. V-groove, Hinges V4426 WF Soft




A simple design with clear lines and high quality workmanship make the Classic series stand out! In contrast to a door which consists of two or more parts, the subdivisions here are milled. This guarantees increased stability as well as preventing an uneven formation of joints.

The surface quality is guaranteed by applying several coats of lacquer with sanding between each coat. We have many models with light openings – so just select out of our glazing range to let additional light into your rooms.



White Lacquer



Country 40, White Lacquer 9010, 2 LA with glazing Satinato, Frame RE, Hinges V4426 WF

Country style, relaxed and timeless.

Both country in style and pleasant, while both elegant and timeless too, the Country series is, thanks to its many different models, extremely versatile and allows you many possible design variations. You can therefore realise your own particular vision with a large range of subdivisions and glass options to choose from. The lacquer is applied by hand with sanding between each coat and the particular depth of the milling creates a striking effect.





Country 10



Country 20



Country 31



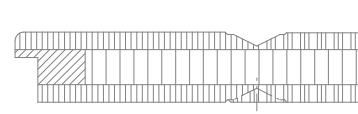
Country 40



Country 41



Country 20 LA SPR (trellis frames)



Like more light?

The addition of a light opening does not just add value to the door, but the use of glass also allows more light into your rooms to really brighten up your home. The glazing beads are even flush in the doors of the Country series. You can find many of our different types of glass from page 134 onwards.

Trellis frames?

Trellis frames are a decorative element which above all can add "a certain something" to larger light openings.

White Lacquer



The visual unity created by the door surface and the glazing beads provides a harmonious whole.



Chello 10



Chello 10 LA

More light openings:



40 2 LA 41 3 LA





Chello 20



Chello 31



Chello 40



Chello 41



Chello 20 LA



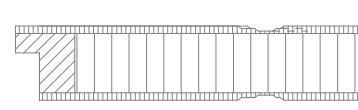
Chello 31 2 LA



Chello 40 1 LA



Chello 41 1 LA



Elegance and quality at an attractive price

The Chello series impresses with its classic design which is nevertheless timeless. Although this series is in the mid-price range, it has a superb appearance which exudes elegance and quality. This is achieved by applying several coats of lacquer and the milling creating a three-dimensional effect.



White Lacquer



Arto 10



Arto 20



Arto 31



Arto 40



Arto 41



More light openings:



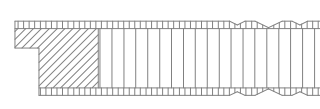
10 LA 20 LA 31 2 LA 40 2 LA 41 3LA 40 1 LA 411 LA



Your glass options up from page 134.



Arto 31, White Lacquer 9010, single leaf, Frame RR, Hinges V4426 WF




Country house style for all.

Whether you dream of living in a country cottage or in a town house villa, the Arto series brings your dreams a little closer to becoming a reality! Three coats of lacquer, fine milling and the use of a wide range of glazing does not mean that the price has to be out of reach!



White Lacquer



Formelle 20

Formelle 21

Formelle 40

Formelle 41

Classically modern

One of our most popular series demonstrates that classic design never goes out of fashion! The high-quality materials such as full chipboard as door core and extensive workmanship required for this series are rounded off with a multi-coat spray lacquer to produce the best possible surface quality!



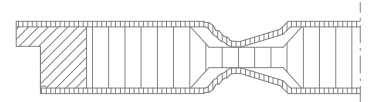
Formelle 40, 2 LA

Imposing and generous - double-door sets

Double doors attract people's attention from the moment they first step into the room!

A double leaf door normally consists of an active leaf and a passive leaf. This means that one leaf of the door is fixed with a bolt system which can be released as required to open that particular side; the other door leaf is permanently moveable.

When combined with light openings, you can bring in even more light to your rooms! Ideal for use as a connecting door!



Formelle 41, 1 LA



Formelle 41, 1 LA SPR (trellis frames, Squares in the corners)



Formelle 41, 1 LA SPR (trellis frames, 6 fields)




Formelle 41, 3 LA



White Lacquer

This fits! –
Find the right accessories!



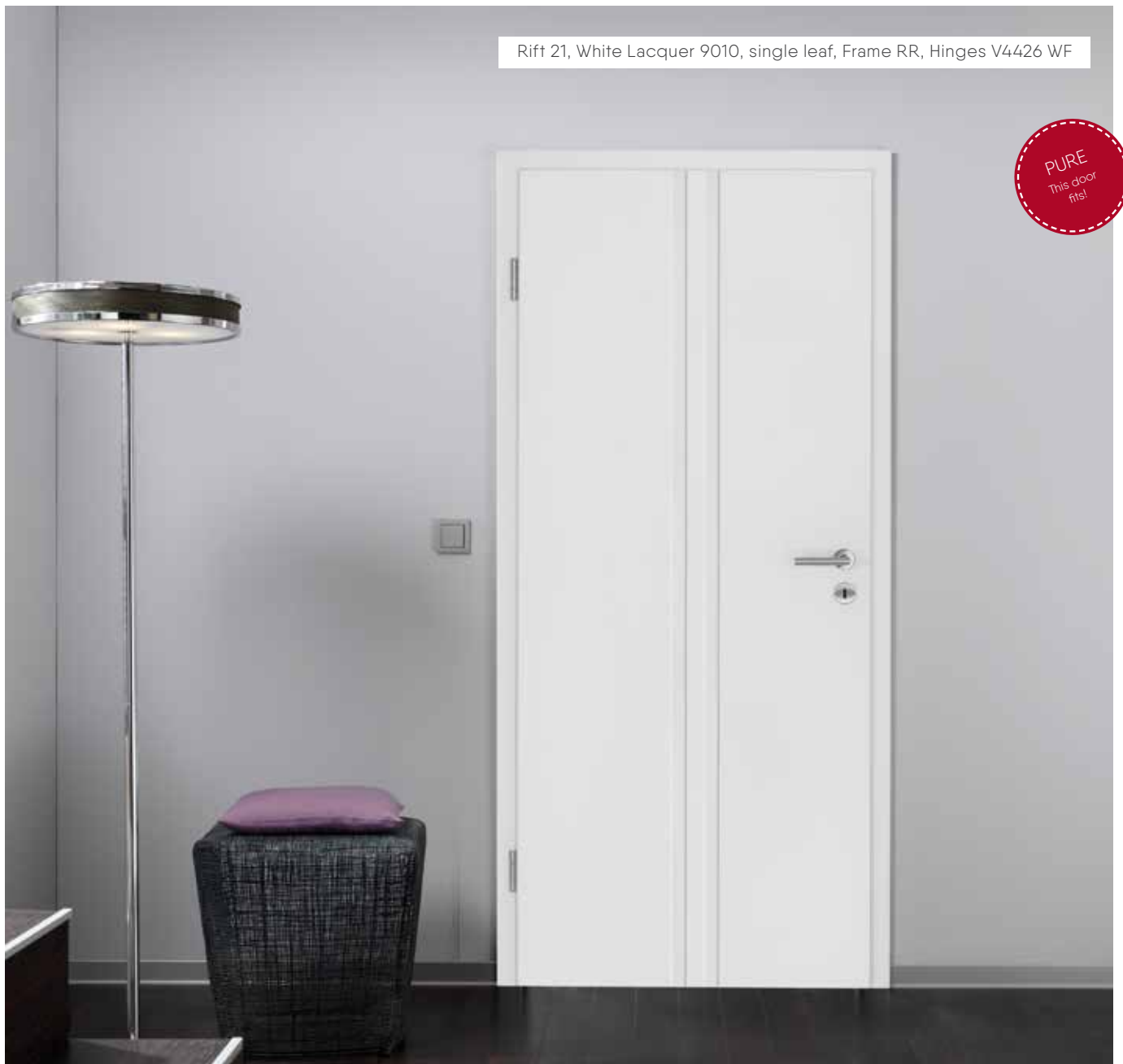
Milling, 46mm wide



3-Part hinges included



This fits: Our RR80 frame





Rift 1



Rift 5



Rift 6



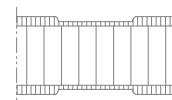
Rift 9



Rift 21



Rift 22



Inspired by the successful and popular Luana- series, we have supplemented the collection with the "Rift Series". The surface design is made even more impressive by the use of a wider 46 mm milling. Three coats of lacquer complete this modern appearance.

On request, you can also have them in the RAL colour of your choice!

White Lacquer



Luana 1



Luana 2



Luana 3



Luana 4



Luana 5



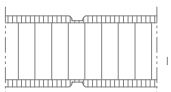
Luana 6



Luana 7



Luana 8





Luana 1, White Lacquer 9010, single leaf, Frame RE, Hinges V4426 WF




A successful design can be this simple: Simple elegance is achieved using surface milling and a particularly elaborate multi-coat lacquering process. The options for variants in this series allow your wishes to come true! Fire and Smoke protection on request.

White Lacquer

Whether you choose a harmonious colour concept or prefer powerful accented colours: Door sets in white or neutral shades are always the ideal partner!



We can also use lacquers as per RAL or NCS colour card on individual request.



Harmonious colour concepts



White lacquer - the ideal partner in the materials mix



Neutral colours combined with accented colours.



Luana 10



Luana 18



Luana 19



Luana 20

You can find more variants on the Internet! www.lebo.com



Really special –
Really beautiful...



High quality milling and multi-coat lacquering



3-Part hinges included



Fantastic accessories (Metaopt)



Fantastic accessories (Metal)

White Lacquer





Luana 1, LA hinge side



Luana 1, LA centre



Luana 1, LA lock side



Luana 1, LA large



Luana 1, 1 LA




Luana 1, 3 LA



Luana 1, 5 LA

Light openings

The various models available with light openings simply invite you to play with glass and light! If you would like to allow a lot of light into your room, clear glass is the best option. If you wish to create a little privacy, however, satinised glass is the right choice. You can find many of our different types of glass up from page 134.



Satinato

White Lacquer



Luana Metaopt 1, White Lacquer 9010, single leaf, Frame RR, Hinges V4426 WF





Luana Metaopt 4



Luana Metaopt 5



Luana Metaopt 6



Luana Metaopt 7



Luana Metaopt 8



Luana Metaopt 9



Luana Metaopt 10



Luana Metaopt 18

Accessoires

The "Luana Metaopt" design impresses with its metal coloured inlays and It can also be used in combination with our white lacquer surfaces to create a modern look. High quality, brushed pilaster strips in stainless steel look make your door a real highlight when you choos the "Luana Metal" door. You can find out more about the Metal on page 70-71.



Metaopt



Metal

White Lacquer

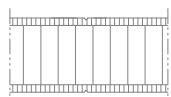


Gap 1

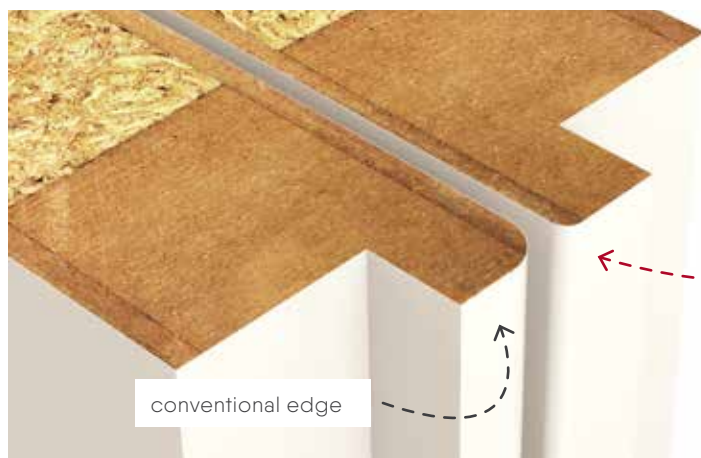
Gap 4

Gap 5

Gap 6



Really special –
Really beautiful...



Premium edge PK2

conventional edge

... and modern look our door leaves with our PK2-edge with small radius and RE-frame.



Gap 7



Gap 8



Gap 9



Gap 10




Gap 18



Are you a practical person? Then you will love GAP!

If you are a lover of more puristic designs, the Gap series, due to its impressive combination of high quality workmanship and a restrained and clear visual appearance, is exactly the right choice for you. The V-groove milling is finished off with several coats of lacquer. Gap doors are also available on request with several different types of light openings.



White Lacquer



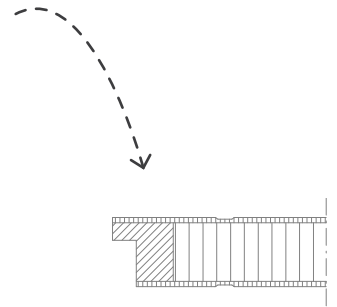
Light 1



Light 18



Light 23



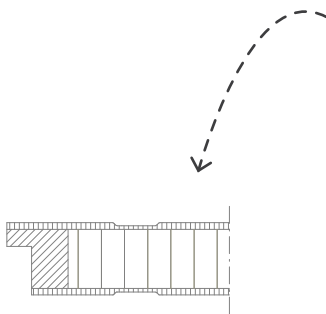
Nook 5



Nook 7



Nook 18



A contemporary and modern style at an excellent price-performance ratio. With our "Light" and "Nook" series we make this possible for you! With high quality multi-layered lacquering and an 11mm-deep recess or a 25 mm-wide embossed groove. You can also have different types of light openings on request. Design can be so beautiful and so affordable, too.

This fits! –
Find the right accessories!




This fits: Our RR frame



Nice upgrade: 3-part hinges

With the inclusion of a low-noise latch or three-part-hinges the visual appearance and the everyday practicality of the door can be upgraded - without a great deal of extra cost!
More Accessoires from page 130.

Simple and beautiful - the main qualities of the "Light" door model.



White Lacquer



Lido



Lightline 1 LA centre



Lightline 1 LA hinge side



Lightline 1 LA lock side



Lightline 2



Lightline 3



Lina 1




Vito

Our recommended glass for this...



Clear glass



Satinato

You can find more glass doors up from page 134.